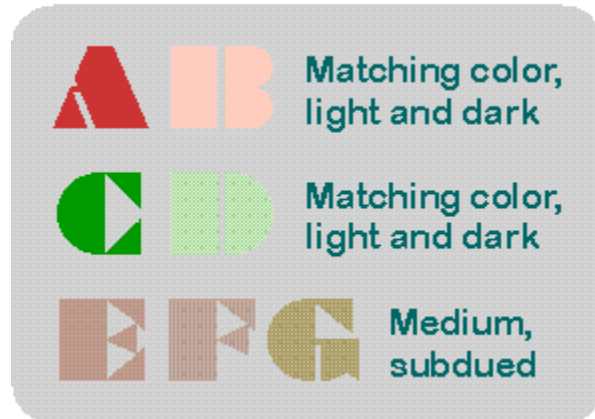


Mystery Quilt No. 3

by Johannes H. Hindriks

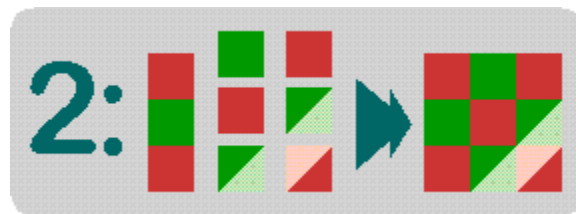
Installment 7 of 9

Large Version: 90 inches x 92 1/2 inches



The seven Colors of the Mystery

COLORS "A" / "B" / "C" / "D" SEW: 20 Nine-Square Groups, along the same principles as explained in Installment 6. Each Nine-Square Group measures 8" x 8" and covers a field of 3 x 3 "finished" Basic Squares plus the seam allowances around it. Its constituent components vary. The ten different Nine-Square Groups are listed, along with their required quantities, in the table further below. Here is an example of how to interpret the pictures:



*Sewing a Nine-Square Group (example); Colors "A", "B", "C" and "D"
Seam allowances not shown*

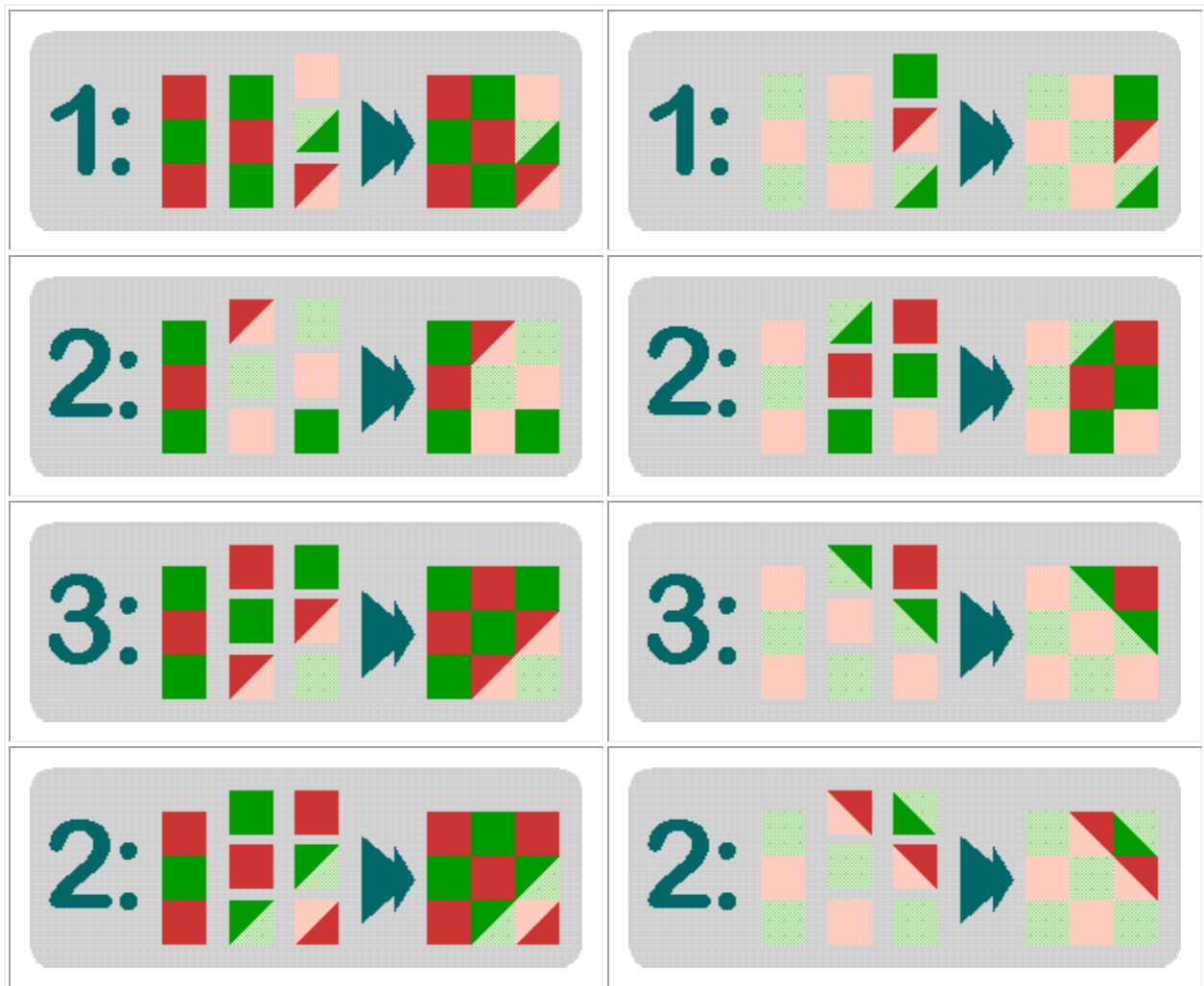
"Make two Nine-Square Groups as depicted. Each of these two Nine-Square Groups is assembled with the use of the following basic components as described in Installment 3:

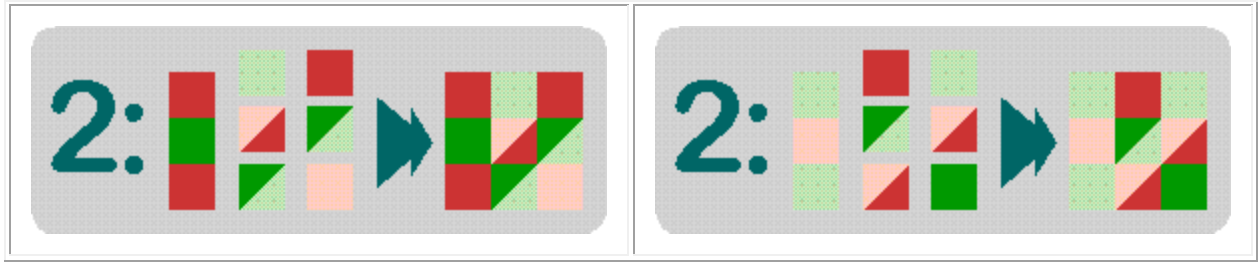
- Left column of Nine-Square Group -1 Composite Strip section of 3 Plain Basic Squares "A"- "C"- "A" (3" x 8").

- Middle column of Nine-Square Group - 1 Plain Basic Square "C" (3" x 3"; top), 1 Plain Basic Square "A" (3" x 3"; middle) and one Bicolor Basic Square "C"- "D" (3" x 3"; bottom).
- Right column of Nine-Square Group - 1 Plain Basic Square "A" (3" x 3"; top), 1 Bicolor Basic Square "C"- "D" (3" x 3"; middle) and one Bicolor Basic Square "A"- "B" (3" x 3"; bottom)".

Please verify whether all Basic Squares are in their correct positions and whether every Bicolor Basic Square is oriented in the right direction, as shown in the image. The end result very much depends on the accurate positioning of every patch.

Orientation of prints. If you work with printed calicoes instead of solids, then you don't have to worry about keeping the print pointed the same way on every patch. On the contrary: the more random the orientation of the motif, the better. All you need to keep in check is the *direction of the fabric* itself, which should always be aligned with the edges of the pieces (by straight grain or cross grain).





*Sewing 20 Nine-Square Groups; Colors "A", "B", "C" and "D"
Seam allowances not shown*

Copyright 1999, Jos H. Hindriks
<http://jhindriks.info/>