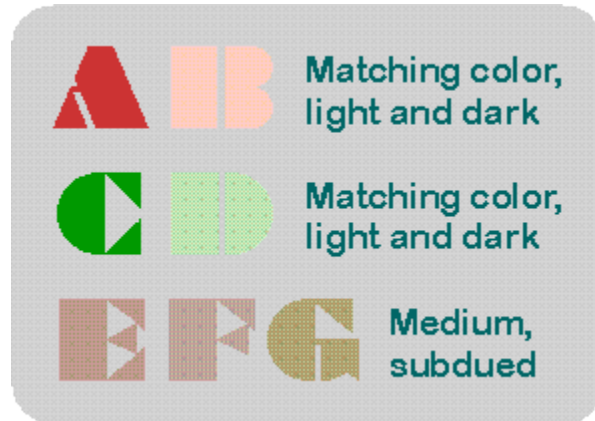


# Mystery Quilt No. 3

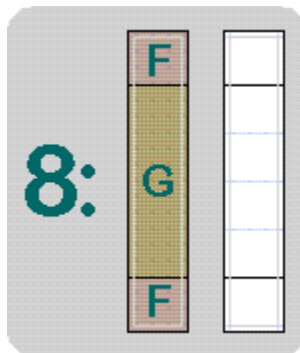
by Johannes H. Hindriks

## Installment 5 of 9

Large Version: 90 inches x 92 1/2 inches



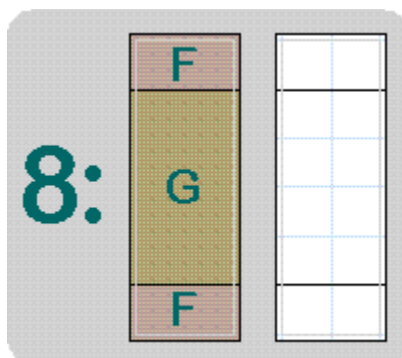
*The seven Colors of the Mystery*



**COLORS "F" / "G" CUT:** 8 sections out of Composite Strip(s) "F"-  
"G"- "F" sewn in Installment 2.

Each Composite Strip section is 3" long, 15 1/2" wide and covers a column of 1 x 6 "finished" Basic Squares (2 1/2" x 2 1/2") plus the seam allowances around it. The picture to the left shows one such section and a corresponding Grid Diagram to its right. For a description of Basic Squares, see Installment 3.

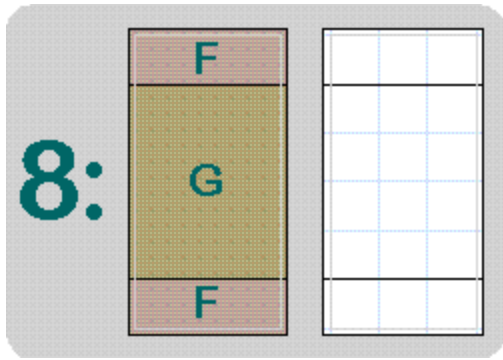
*Grey lines are future seamlines  
Light blue lines are Basic Square gridlines*



**COLORS "F" / "G" CUT:** 8 sections out of Composite Strip(s) "F"-  
"G"- "F" sewn in Installment 2.

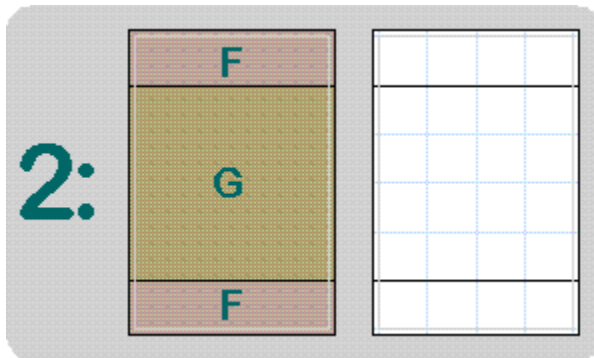
Each Composite Strip section is 5 1/2" long, 15 1/2" wide and covers a field of 2 x 6 "finished" Basic Squares (2 1/2" x 2 1/2") plus the seam allowances around it. Compare the Grid Diagram.

*Grey lines are future seamlines  
Light blue lines are Basic Square gridlines*



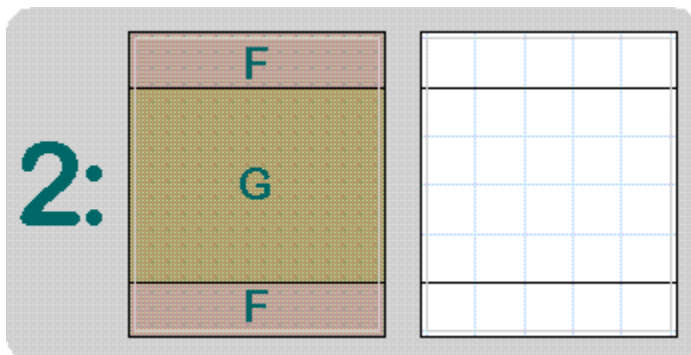
**COLORS "F" / "G" CUT:** 8 sections out of Composite Strip(s) "F"- "G"- "F" sewn in Installment 2. Each Composite Strip section is 8" long 15 1/2" wide and covers a field of 3 x 6 "finished" Basic Squares (2 1/2" x 2 1/2") plus the seam allowances around it. Compare the Grid Diagram.

*Grey lines are future seamlines  
Light blue lines are Basic Square gridlines*



**COLORS "F" / "G" CUT:** 2 sections out of Composite Strip(s) "F"- "G"- "F" sewn in Installment 2. Each Composite Strip section is 10 1/2" long, 15 1/2" wide and covers a field of 4 x 6 "finished" Basic Squares (2 1/2" x 2 1/2") plus the seam allowances around it. Compare the Grid Diagram.


*Grey lines are future seamlines  
Light blue lines are Basic Square gridlines*



**COLORS "F" / "G" CUT:** 2 sections out of Composite Strip(s) "F"- "G"- "F" sewn in Installment 2. Each Composite Strip section is 13" long, 15 1/2" wide and covers a field of 5 x 6 "finished" Basic Squares (2 1/2" x 2 1/2") plus the seam allowances around it. Compare the Grid Diagram.

*Grey lines are future seamlines  
Light blue lines are Basic Square gridlines*

**COLORS "E" / "F" / "G" SEW:** 2 Short Border Groups and 2 Long Border Groups using the Composite Strips "E"- "F"- "E" and "F"- "G"- "F".




*Sewing a Short Border Group; Colors "E", "F" and "G"  
Seam allowances not shown  
Light blue lines are Basic Square gridlines*

**The Short Border Groups.** Each Short Border Group is 60 1/2" long, 15 1/2" wide and covers a field of 24 x 6 "finished" Basic Squares plus the seam allowances around it. Its constituent components are:

- 8 Composite Strip sections "E"- "F"- "E" of 3" x 15 1/2" (1 Basic Square plus seam allowances long), cut in Installment 4.
- 2 Composite Strip sections "F"- "G"- "F" of 3" x 15 1/2" (1 Basic Square plus seam allowances long), cut in this Installment.
- 2 Composite Strip sections "F"- "G"- "F" of 5 1/2" x 15 1/2" (2 Basic Squares plus seam allowances long), cut in this Installment.
- 2 Composite Strip sections "F"- "G"- "F" of 8" x 15 1/2" (3 Basic Squares plus seam allowances long), cut in this Installment.
- 1 Composite Strip section "F"- "G"- "F" of 10 1/2" x 15 1/2" (4 Basic Squares plus seam allowances long), cut in this Installment.

The Grid Diagram in the picture corresponds with the Grid Diagrams in the images further above.



*Sewing a Long Border Group; Colors "E", "F" and "G"  
Seam allowances not shown  
Light blue lines are Basic Square gridlines*

**The Long Border Groups.** Each Long Border Group is 63" long, 15 1/2" wide and covers a field of 25 x 6 "finished" Basic Squares plus the seam allowances around it. Its constituent components are:

- 8 Composite Strip sections "E"- "F"- "E" of 3" x 15 1/2" (1 Basic Square plus seam allowances long), cut in Installment 4.
- 2 Composite Strip sections "F"- "G"- "F" of 3" x 15 1/2" (1 Basic Square plus seam allowances long), cut in this Installment.
- 2 Composite Strip sections "F"- "G"- "F" of 5 1/2" x 15 1/2" (2 Basic Squares plus seam allowances long), cut in this Installment.
- 2 Composite Strip sections "F"- "G"- "F" of 8" x 15 1/2" (3 Basic Squares plus seam allowances long), cut in this Installment.
- 1 Composite Strip section "F"- "G"- "F" of 13" x 15 1/2" (5 Basic Squares plus seam allowances long), cut in this Installment.

The only difference between a Long Border Group and a Short Border Group lies in the length of the central Composite Strip section ("F"- "G"- "F"): 4 "finished" Basic Squares in the former and 5 "finished" Basic Squares in the latter; compare the Grid diagrams in the last two images.